

KOMATSU



Load Haul Dump (LHD) Loaders Product Overview



Who we are:

Since 1921, Komatsu has stood for unrivaled quality and reliability. Our enduring global success stems from the principles of our founder, Meitaro Takeuchi, who envisioned a sustainable future built through globalization, quality first, technology innovation and talent development. These defining principles, along with an emphasis on safety and compliance, remain part of our Komatsu DNA. With each brand and company added to the Komatsu family, we expand our capabilities, leveraging our global teams to push beyond what can be done and create what can be imagined. We believe partnering directly with our stakeholders and being in the workplace (gemba) is the best way to gain insight into their challenges, win their trust and develop cutting-edge solutions.

What we do:

Komatsu is an indispensable partner to the mining, forestry, industrial and construction industries that maximizes value for customers through innovative solutions. With a full line of products supported by our advanced IoT technologies and global service network, we help customers safely and sustainably optimize their operations. Our **Komatsu, P&H, Joy** and **Montabert** equipment and services are used to extract fundamental minerals and develop modern infrastructure.

Joy Load Haul Dump (LHD) Loaders

Joy four-wheel drive, articulated loaders ranging from 2 to 10 tonnes (2.2 to 11 tons) have been engineered with operator safety, productivity and reliability as top priorities. The simple and robust design offers low maintenance and long life with impressive features and options that help drive down operating costs

Safety

- ROPS/FOPS canopies for certified operator protection
- Spring applied brakes: fail safe system activated on low engine, transmission and hydraulic oil pressure
- Three (3) point mounting and anti-slip steps help design out slips and falls
- Hot component Isolation
- Interlocks and safety systems protect person and machine
- Ground level maintenance

Reliability

- Robust steel frame structures built strong for long life
- Collet style pins for ease of maintenance and increased life between replacement
- Heavy duty mechanical powertrain - proven performance underground
- Hydraulic systems with piston pumps - cooler operation for longer life
- Severe duty electric system - quality MIL spec components
- Centralized lubrication gets grease to the right places
- Ease of maintenance helps ensure long life

Productivity

- Heavy-duty all mechanical powertrain featuring Dana components deliver efficient power to the ground and maximize tractive effort
- Robust design helps lead to fewer failures and more up time
- Bucket geometry allow for easy filling
- Ergonomically designed large operators compartment with excellent visibility and easy to operate controls

The suite of Joy loaders includes models that suit a range of small-to-large openings with additional capacity for heavier materials.

A variety of standard options are available for a custom solution:

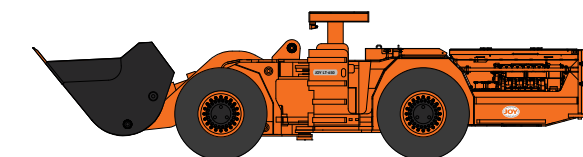
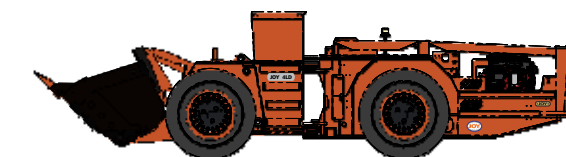

- Bucket volumes matched to material density
- Ejector bucket
- Quick attach systems for forks or other attachments
- Cummins, Deutz or MTU engine options
- Enclosed operator's compartment with air conditioning
- Automatic lubrication system
- Manual or automatic fire suppression systems

| LT-270 | | |
|------------------------|--------------------------|------------------|
| Rated load capacity | 2,722 kg | 6,000 lbs |
| Standard bucket volume | 1.2 m3 | 1.5 yd3 |
| Operating weight | 9,670 kg | 21,100 lbs |
| Dimensions (L x W x H) | 6,365 x 1,514 x 1,895 mm | 250 x 59 x 74 in |
| Engine power | 74 kW | 99 hp |

| 4LD | | |
|------------------------|------------------------|------------------|
| Rated load capacity | 4,000 kg | 8,800 lbs |
| Standard bucket volume | 1.9 m3 | 2.5 yd3 |
| Operating weight | 14,562 kg | 32,104 lbs |
| Dimensions (L x W x H) | 7,648 x 1778 x 2072 mm | 301 x 70 x 82 in |
| Engine power | 97 kW | 130 hp |

| LT-650 | | |
|------------------------|--------------------------|------------------|
| Rated load capacity | 6,591 kg | 14,500 lbs |
| Standard bucket volume | 3.1 m3 | 4.0 yd3 |
| Operating weight | 19,700 kg | 43,400 lbs |
| Dimensions (L x W x H) | 8,947 x 2,033 x 2,164 mm | 352 x 80 x 85 in |
| Engine power | 164 kW | 220 hp |

| LT-1051 | | |
|------------------------|--------------------------|-------------------|
| Rated load capacity | 10,000 kg | 22,000 lbs |
| Standard bucket volume | 4.6 m3 | 6.0 yd3 |
| Operating weight | 31,750 kg | 61,460 lbs |
| Dimensions (L x W x H) | 9,746 x 2,685 x 2,447 mm | 384 x 106 x 96 in |
| Engine power | 209 kW | 280 hp |



Komatsu Mining Corp. Group

mining.komatsu



Product designs, specifications and/or data in this document are provided for informational purposes only and are not warranties of any kind. Product designs and/or specifications may be changed at any time without notice. The only warranties that apply to sales of products and services are Komatsu's standard written warranties, which will be furnished upon request.

Komatsu, Joy, Montabert, P&H and other trademarks and service marks used herein are the property of Komatsu Ltd., Komatsu Mining Corp., or their respective owners or licensees.

© 2018 Komatsu Mining Corp. All rights reserved.